



Operations Committee

April 5, 2022



3. Reimbursement Agreement – Frontier Communications

PURPOSE:

Ratify Reimbursement Agreement No. 5001015 with Frontier Communications, of Irving, TX.

DESCRIPTION:

This Agreement reimburses Frontier Communications for relocating cabling due to construction of the Northeast End Around Taxiway project.

\$110,224
ACTION
AMOUNT

DFW Capital
FUNDING
SOURCE(S)

N/A
D/S/M/WBE
PARTICIPATION



4. Rehabilitate Open Channels

PURPOSE:

Award Contract No. 9500745 with Reyes Group, Ltd., of Grand Prairie, TX.

DESCRIPTION:

This contract provides for the rehabilitation of open drainage channels at six specific locations, in order to restore or protect existing infrastructure and restore the natural drainage flow.

\$6,567,583

ACTION
AMOUNT

Joint Capital

FUNDING
SOURCE(S)

26%

D/S/M/WBE
PARTICIPATION



5. Firefighting Personal Protective Equipment

PURPOSE:

Authorization to execute Contract No. 7007205 with Delta Fire & Safety, Inc. dba Delta Industrial Service & Supply, of Port Neches, TX.

DESCRIPTION:

Replaces an existing Contract that has been in place for two years.
This Contract is for equipment used by the Airport's Fire Department.
This Contract will be made through the BuyBoard Contract No. 603-20, which is available to local government agencies, and which was approved by the Board by Resolution No. 2006-08-246, dated August 6, 2006.

\$300,000	Operating Fund	N/A
ACTION AMOUNT	FUNDING SOURCE(S)	D/S/M/WBE PARTICIPATION



6. Guard Services and Gate Attendant Services

PURPOSE:

Ratify the increase and renewal of Contract No. 7006542 with Prosegur Services Group, Inc., of Herndon, VA.

DESCRIPTION:

This contract supports the Department of Public Safety's efforts to meet or exceed TSA Regulatory standards and aviation best practices.

This ratification ensures continuity of guard services at employee portals and terminal exit lanes to prevent unauthorized access to the Airport's terminals.



\$4,290,000	Operating Fund	30%
ACTION AMOUNT	FUNDING SOURCE(S)	D/S/M/WBE PARTICIPATION

Finance/Audit Committee

April 5, 2022










KPIs and Financial Report

Five months ending February 28, 2022 - Unaudited

Key Performance Indicator Scorecard

Five months ending February 28, 2022 – Unaudited

(\$ in millions)

Key Performance Indicator	Year-To-Date				FY 2022	
	FY 2021 Actuals	FY 2022 Actuals	FY 2022 Budget	Actuals vs. Budget Increase/(Decrease)		Annual Budget
DFWCC Total Revenues before FRP	\$95.9	\$161.2	\$141.6	\$19.5	13.8% 	\$370.5
Total Expenditure Budget	\$385.8	\$408.0	\$414.3	(\$6.3)	(1.5%) 	\$1,036.4
Application of Federal Relief Proceeds	\$53.2	\$18.1	\$46.8	(\$28.8)	(61.4%) 	\$112.4
Total Passengers (Ms)	16.4	26.9	24.6	2.3	9.2% 	67.2
Total Landed Weights (Bs)	14.0	18.0	17.3	0.7	4.3% 	44.6
Results Status Bar			Improved/Constant			
			Worse			

DFW Cost Center

Five months ending February 28, 2022 - Unaudited

(in millions)	Year-To-Date					FY 2022
	FY 2021 Actuals	FY2022 Actuals	FY 2022 Budget	Actuals vs. Budget Increase/(Decrease)		Annual Budget
Revenues						
Parking	\$28.8	\$66.6	\$52.6	\$14.0	26.6%	\$145.1
Concessions	20.7	37.9	37.0	0.9	2.4%	95.1
Rental Car	9.2	15.5	12.7	2.8	22.2%	33.4
Commercial Development	24.4	27.1	26.8	0.3	1.1%	64.4
Other Revenues	12.9	14.1	12.5	1.6	12.5%	32.5
Total Revenues before FRP	95.9	161.2	141.6	19.5	13.8%	370.5
DFW CC Expenditures						
Operating Expenditures	43.8	52.1	54.5	(2.3)	(4.3%)	141.2
Debt Service, net	26.0	21.3	22.5	(1.2)	(5.2%)	50.8
Total Expenditures	69.8	73.5	77.0	(3.5)	(4.6%)	192.0
Gross Margin - DFW Cost Center	26.1	87.7	64.6	23.1	35.7%	178.5
Less Transfers and Skylink						
DFW Terminal Contribution	1.2	1.2	1.2	0.0	0.0%	2.8
Skylink Costs	18.7	20.3	22.6	(2.3)	(10.3%)	53.7
Net Revenues before FRP	6.3	66.3	40.9	25.4	62.0%	122.0
Federal Relief Proceeds (FRP)	35.4	0.0	17.1	(17.1)	(100.0%)	41.1
Net Revenues	\$41.7	\$66.3	\$58.0	\$8.2	14.2%	\$163.1

Airfield and Terminal Cost Centers

Five months ending February 28, 2022 - Unaudited

(in millions)	Year-To-Date				FY 2022	
	FY 2021 Actuals	FY2022 Actuals	FY 2022 Budget	Actuals vs. Budget Increase/(Decrease)	Annual Budget	
Revenues						
Landing Fees	\$31.1	\$40.1	\$38.5	\$1.6	4.2%	\$99.4
Other Airfield	5.1	6.1	4.8	1.3	26.1%	12.0
Transfer from DFW Cost Center	29.1	34.3	28.1	6.2	22.0%	67.5
Total Airfield Revenue	65.3	80.6	71.5	9.1	12.7%	178.8
Terminal Leases	138.3	135.0	134.8	0.2	0.2%	326.7
FIS Fees	4.4	8.3	5.9	2.3	39.2%	17.4
Turn Fees	4.5	8.3	8.0	0.3	4.2%	22.4
Other Terminal	7.8	9.8	8.6	1.2	14.3%	21.7
Total Terminal Revenues	155.0	161.4	157.3	4.1	2.6%	388.2
DFW Terminal Contributions	1.2	1.2	1.2	0.0	0.0%	2.8
Total Revenues before FRP	221.5	243.1	229.9	13.2	5.7%	569.9
Expenditures						
Operating Expenditures	135.1	144.8	146.0	(1.2)	(0.9%)	376.5
Debt Service, net	115.6	107.7	112.2	(4.4)	(4.0%)	264.6
Total Expenditures	250.6	252.5	258.2	(5.7)	(2.2%)	641.2
Net Income/(Loss) before FRP	(29.2)	(9.4)	(28.3)	18.9	(66.7%)	(71.3)
Federal Relief Proceeds (FRP)	17.7	18.1	29.7	(11.6)	(39.2%)	71.3
Net Income/(Loss)	(\$11.4)	\$8.7	\$1.4	\$7.2	499.0%	\$0.0

Operating Fund – Total Expenditures

Five months ending February 28, 2022 - Unaudited

(in millions)	Year-To-Date				FY 2022	
	FY 2021 Actuals	FY2022 Actuals	FY 2022 Budget	Actuals vs. Budget Increase/(Decrease)		Annual Budget
Operating Expenditures						
Salaries and Wages	\$66.4	\$64.3	\$64.9	(\$0.6)	(0.9%)	\$164.9
Benefits	28.8	29.8	30.4	(0.6)	(2.0%)	72.6
Facility Maintenance Contracts	32.6	35.0	37.7	(2.7)	(7.1%)	104.6
Other Contract Services	39.5	46.8	47.8	(1.0)	(2.1%)	132.4
Utilities	12.9	11.7	11.4	0.3	3.0%	28.4
Equipment and Other Supplies	6.7	7.6	7.6	(0.0)	(0.1%)	21.0
Insurance	3.4	4.4	4.7	(0.3)	(7.2%)	12.1
Fuels	0.9	1.4	1.1	0.3	28.0%	2.6
General, Administrative, and Other	1.4	1.6	2.7	(1.1)	(40.7%)	15.7
Change in Operating Reserves	2.2	12.6	12.6	(0.0)	(0.0%)	12.6
Total Operating Expenditures	194.7	215.3	221.0	(5.6)	(2.6%)	566.9
Debt Service, gross	191.1	192.7	193.3	(0.6)	(0.3%)	469.5
Total Operating Fund Expenditures	\$385.8	\$408.0	\$414.3	(\$6.3)	(1.5%)	\$1,036.4





17. Employee Absence Management and Administrative Services

PURPOSE:

Authorize additional funding for TRISTAR Claims Management Services. This Contract administers Workers Compensation claims for Board employees.

DESCRIPTION:

Due to unusually high utilization in December and January as a result of COVID-19, we are exceeding the contracted amount to administer workers' compensation claims.

\$1570,000
ACTION
AMOUNT

Operating
FUNDING
SOURCE(S)

N/A
D/S/M/WBE
PARTICIPATION



18. Activu Maintenance

PURPOSE:

Award a Contract for Activu Maintenance and Support Services for the Airport's Technology Program.

DESCRIPTION:

Combines two system installations under one Maintenance Agreement.

Provides additional professional services over the term on an as-needed basis.

Extends maintenance support for Integrated Operation Center (IOC) video wall system beyond the initial year provided under the construction contract; and the separate Contract for the IOC Backup Site at the Airport Operation Center, which includes the Emergency Operation Center (EOC).

Provides additional equipment to have as onsite spares.

Provides additional display and audio capabilities for the Executive Conference Rooms in the EOC and provisioning for extending capabilities to select Airport Headquarter locations.

\$305,301


ACTION
AMOUNT

Various

FUNDING
SOURCE(S)

N/A

D/S/M/WBE
PARTICIPATION



19. Autodesk Build Software and Maintenance

PURPOSE:

Award a Contract for Autodesk Build Software and Maintenance for the Airport’s Infrastructure and Development Division.

DESCRIPTION:

This Contract will provide design and construction software for the management and fiscal accountability for construction projects.

Replaces an existing Contract that has been in place for five years.

Software enables management of construction models in a centralized environment to ensure teams are working from the latest designs.

System is mobile friendly to enable easy access and update of information in the field.

Contract entitles the Airport to receive future releases with enhanced functionality and bug fixes.

\$396,727	Operating Fund	N/A
ACTION AMOUNT	FUNDING SOURCE(S)	D/S/M/WBE PARTICIPATION

Concessions / Commercial Development Committee

April 5, 2022

Free COVID Testing for Airport SIDA Badge Employees



25. COVID-19 Testing Services

PURPOSE:

Decrease the Contract value for employee Covid Testing Services with Collinson Assistant Services Inc. in an amount not to exceed \$115,000.00.

DESCRIPTION:

Demand for employee tests dropped below the 145 estimate. Negotiations ensued with the Contractor to reduce the 145 test guarantee to the actual number of tests administered effective February 1, 2022.

This modification resulted in the reduction of cost and contract amount required to perform services through the term expiration date of March 15, 2022.



\$115,000
ACTION
AMOUNT

Operating
FUNDING
SOURCE(S)

N/A
D/S/M/WBE
PARTICIPATION