

DFW Airport Board of Directors Committee Meetings

Tuesday, May 4, 2021 12:30 p.m.

To Enable Audio:

Please dial 800-857-0891 on your phone, then enter the code 1158038#

For Agendas and Actions:


Please visit dfwairport.com/board and click on the "Official Postings" Tab

The meeting will begin shortly.
Thank you for joining us today!



Operations Committee

May 4, 2020



7. Electric Ground Support Equipment Charging Stations

PURPOSE:

Authorize execution of Contract No. 9500736, with Azteca Enterprises, of Dallas, Texas.

DESCRIPTION:

This project aims to improve ambient air quality by installing electric vehicle charging stations at Terminal E to support the transition to electric ground support equipment (GSE) vehicles.

The Contract will provide for the installation of 10 dual port charging stations at various airside locations at Terminal E capable of charging 20 vehicles simultaneously.

The project will be supported by funding from the FAA Zero Emissions Vehicle (ZEV) grant program.

\$1,330,031

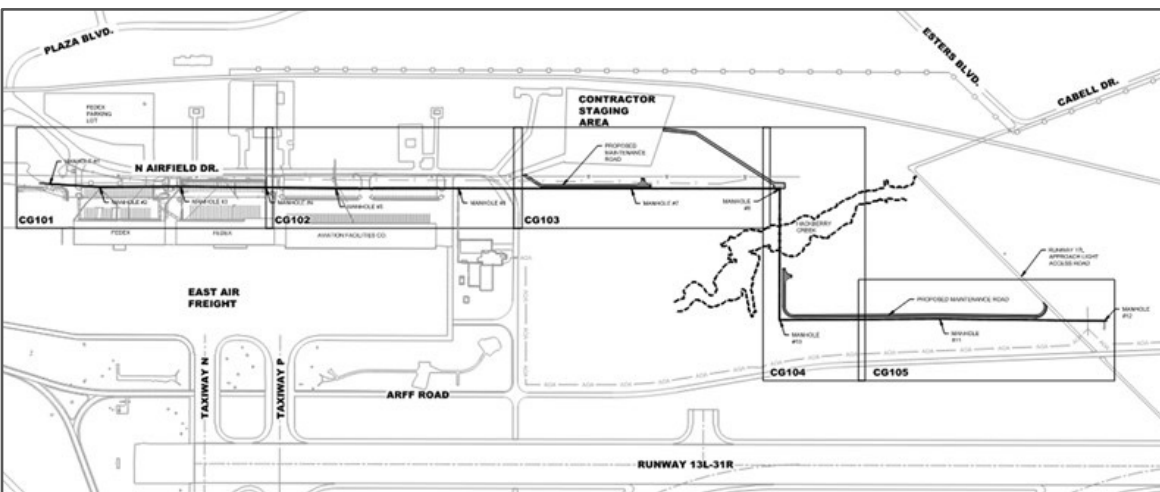
ACTION
AMOUNT

DFW Capital and
FAA Grant

FUNDING
SOURCE(S)

68.42%

D/S/M/WBE
PARTICIPATION



8. Rehabilitate Sanitary Sewer Mains

PURPOSE:


Authorize execution of Contract No. 9500741, with PM Construction & Rehab LLC dba IPR South Central, of Pasadena, Texas.

DESCRIPTION:

This existing sanitary sewer infrastructure is approaching the end of its 50-year anticipated useful service life and is exhibiting deterioration.

The Contract will rehabilitate approximately 6,000 linear feet of 18-inch vitrified clay pipe and 11 manholes using cured-in-place pipe trenchless method. These pipes are 20 to 30 feet deep.

This project is programmed in the Airport Infrastructure Capital Program.



\$1,443,737

ACTION
AMOUNT

DFW Capital

FUNDING
SOURCE(S)

15%

D/S/M/WBE
PARTICIPATION



9. Taxiway M South Rehabilitation

PURPOSE:

Authorize the Chief Executive Officer or designee to execute change orders for Contract No. 9500692, with Flatiron Constructors, Inc., of Broomfield, Colorado.

DESCRIPTION:

The condition of the subgrade under portions of new pavement sections was found to be severely deficient requiring excavation, removal and replacement.

An increase in the change order account capacity is requested to compensate the Contractor for these additional final quantities and permit the Contract to proceed to close out.

\$2,577,739

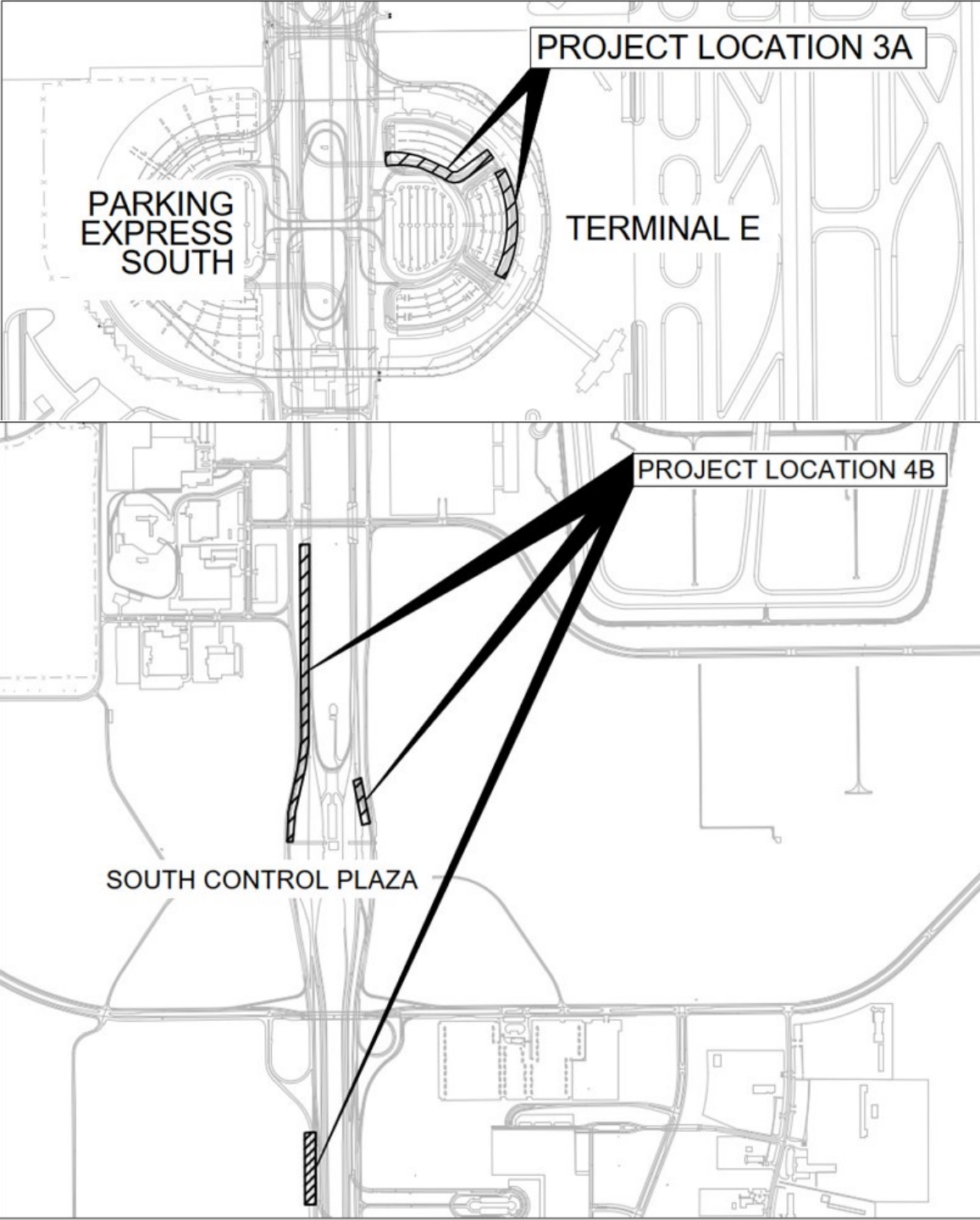
ACTION
AMOUNT

Joint Capital

FUNDING
SOURCE(S)

18.8%

D/S/M/WBE
PARTICIPATION



10. Rehabilitate Landside Pavements Phase 3A & 4B

PURPOSE:

Authorize execution of Contract No. 9500725, with Ragle, Inc., of Euless, Texas.

DESCRIPTION:

The scope for this Contract includes the rehabilitation of landside pavements near Terminal E and the South Control Plaza.

Deteriorated roadway pavement will be reconstructed at 6 locations.

This project is programmed in the Airport Infrastructure Capital Program.

\$3,513,597

ACTION
AMOUNT

Joint Capital

FUNDING
SOURCE(S)

40.01%

D/S/M/WBE
PARTICIPATION

11. Design Services for Replacement of Automated Access Control System

PURPOSE:

Authorize execution of Contract No. 8500384, with Burns Engineering, Inc., of Philadelphia, Pennsylvania.

DESCRIPTION:

The Airport's current Automated Access Control System (AACS) is near end-of-life and requires replacement. The new AACS platform will be integrated with other existing security systems creating an enterprise security environment to protect the Airport's critical assets, support the Airport's Security Program, and comply with Transportation Security Administration and Department of Homeland Security regulations.

Services consist of design and design management in support of the AACS replacement program including Basis of Design development, preparation of design documents and technical specifications, and coordination with construction contractor(s) providing field hardware installation.

Design services will be authorized and funded on as as-needed basis through individual Delivery Orders.

\$15,000,000

ACTION
AMOUNT

Various

FUNDING
SOURCE(S)

30%

D/S/M/WBE
PARTICIPATION



12. Escalator and Moving Sidewalk Cleaning Services

PURPOSE:

Execute Contract No.7007049, with West Coast Escalator Cleaning, Inc., of San Marcos, California.

DESCRIPTION:

Provides for quarterly cleaning of 150 escalators and 41 moving sidewalks throughout the passenger terminal complex and Terminal D garage.

Contractor is required to use specialized cleaning machines designed for this purpose.

Contract includes a provision for additional cleaning, if needed, between scheduled cleanings.

\$1,321,235	Operating Fund	N/A
ACTION AMOUNT	FUNDING SOURCE(S)	D/S/M/WBE PARTICIPATION

Finance/Audit Committee

May 4, 2020















KPIs and Financial Report – FY 2021




Six months ending March 31, 2021 – Unaudited

Key Performance Indicator Scorecard

Six months ending March 31, 2021 - Unaudited











Key Performance Indicators	FY20 Actuals YTD	FY21 Plan YTD	FY21 Actuals YTD	FY21A vs FY21P	FY21 Annual Plan **	Data As Of
<u>Business Performance</u>						
DFW CC Revenues (Ms) (Parking; GT; Concessions; RAC; CD)	\$165.1	\$107.6	\$104.9		\$259.9	Mar 21
Total Operating Fund Expenditure Budget (Ms)	\$494.2	\$468.3	\$460.4		\$963.4	Mar 21
Complete Strategic Plan	N/A	EOY	EOY		Complete	EOY
Rc've e-comm shipments from Int'l E-Comm Clearance Facility Pilot. *	N/A	EOY	EOY		Complete	EOY
<u>Customer Experience</u>						
Achieve DFW survey Overall Satisfaction score	4.42	4.29	4.39		4.29	Mar 21
Achieve DFW survey cleanliness score #	4.42	4.30	4.32		4.30	Mar 21
<u>Operational Excellence</u>						
Achieve zero regulatory enforcement actions	0	0	0		0	Mar 21
Achieve full activation of the IOC no later than April 30, 2021. *	N/A	Complete	EOY		Complete	EOY
Complete two food waste recycling pilot projects by end of fiscal year. *	N/A	Complete	EOY		Complete	EOY
Complete DFW's first "digital twin" project for Runway18R. *	N/A	Complete	EOY		Complete	EOY
Develop innovation training program/100% employee participation. *	N/A	100%	EOY		100%	EOY
Implement electronic solicitation and evaluation process for PMM. *	N/A	Complete	EOY		Complete	EOY

** Plan reflects 100% Target




 Improved/Constant
 Worse
 End of Year/Quarter Completion

Key Performance Indicator Scorecard

Six months ending March 31, 2021 - Unaudited

Key Performance Indicators	FY20 Actuals YTD	FY21 Plan YTD	FY21 Actuals YTD	FY21A vs FY21P	FY21 Annual Plan **	Data As Of
<u>Safe and Secure</u>						
Reduce runway incursions: total / DFW employees only.	1 / 1	0 / 0	0 / 0		3 / 1	Mar 21
Complete biometric exit at all mainline gates operated by AA. *	N/A	Complete	EOY		Complete	EOY
<u>Community Engagement</u>						
MWBE/DBE/ACDBE Programs	48%/ 34%/48%	31%/20%/33%	34%/ 33%/42%	  	31%/20%/33%	Mar 21
Achieve 85% for MWBE building/ technical assistance program. *	N/A	EOY	EOY		85%	EOY
<u>Employee Engagement</u>						
Achieve employee engagement survey participation.	EOY	88%	EOY		88%	EOY
Develop and deliver Allyship workshop to all employees. *	EOY	100%	EOY		100%	EOY
Achieve Livewell participation of at least two apples *	EOY	85%	EOY		85%	EOY
<u>* Key Goals and Initiatives</u>	EOY	9 of 10	EOY		9 of 10	EOY







** Plan reflects 100% Target

 Improved/Constant
 Worse
 End of Year/Quarter Completion

Key Performance Indicator Scorecard

Six months ending March 31, 2021 – Unaudited

(\$ in millions)

Key Performance Indicator	Year-To-Date				FY 2021	
	FY 2020 Actuals	FY 2021 Actuals	FY 2021 Budget	Actuals vs. Budget Increase/(Decrease)	Annual Budget	
Application of CARES Proceeds	\$0.0	\$62.4	\$58.3	\$4.1 7.1% 	\$128.3	
Total Expenditure Budget	\$494.2	\$460.4	\$468.3	(\$7.9) (1.7%) 	\$963.4	
Total Passengers (Ms)	33.44	20.87	20.92	(0.05) (0.2%) 	53.1	
Total Landed Weights (Bs)	22.8	17.3	17.8	(0.5) (2.7%) 	42.0	
Results Status Bar	 Improved/Constant  Worse					

Application of CARES Proceeds

Six months ending March 31, 2021 – Unaudited

	Year-to-Date (\$ in millions)			
	March Actuals	March Budget	Actuals vs. Budget Favorable/(Unfavor)	
DFWCC Revenues*	\$119.3	\$124.1	(\$4.9)	(3.9%)
Airfield & Terminal Revenues*	266.5	273.7	(7.2)	(2.6%)
Total Revenues *	385.7	397.9	(12.1)	(3.0%)
Total Expenditures	460.4	468.3	7.9	1.7%
Passenger Facility Charges	40.9	40.8	0.1	0.3%
Net Variance			<u>(\$4.1)</u>	

* Excludes CARES revenues

DFW Cost Center

Six months ending March 31, 2021 – Unaudited

	Year-To-Date					FY 2021
	FY 2020	FY2021	FY 2021	Actuals vs. Budget		Annual
	Actuals	Actuals	Budget	Increase/(Decrease)		Budget
Revenues						
Parking	\$79.5	\$37.3	\$39.3	(\$1.9)	(5.0%)	\$107.6
Concessions	42.8	26.1	29.1	(3.0)	(10.5%)	69.8
Rental Car	15.7	11.8	10.6	1.2	10.9%	25.1
Commercial Development	27.0	29.3	28.6	0.7	2.5%	57.4
Other Revenues	23.1	14.7	16.5	(1.7)	(10.6%)	34.5
Total Revenues before CARES	188.2	119.3	124.1	(4.9)	(3.9%)	294.4
DFW CC Expenditures						
Operating Expenditures	69.0	52.7	55.3	(2.6)	(4.7%)	119.6
Debt Service, net	31.0	30.8	31.6	(0.8)	(2.5%)	55.3
Total Expenditures	100.0	83.4	86.8	(3.4)	(3.9%)	175.0
Gross Margin - DFW Cost Center	88.2	35.8	37.3	(1.5)	(4.0%)	119.4
Less Transfers and Skylink						
DFW Terminal Contribution	1.4	1.4	1.4	0.0	0.0%	2.8
Skylink Costs	20.0	22.2	22.0	0.1	0.6%	43.6
Net Revenues before CARES	66.8	12.2	13.8	(1.6)	(11.5%)	73.0
CARES Revenues	0.0	42.9	41.4	1.6	0.0	91.0
Net Revenues	\$66.8	\$55.2	\$55.2	(\$0.0)	(0.0%)	\$164.0

Airfield and Terminal Cost Centers

Six months ending March 31, 2021 – Unaudited

	Year-To-Date				FY 2021	
	FY 2020 Actuals	FY2021 Actuals	FY 2021 Budget	Actuals vs. Budget Increase/(Decrease)		Annual Budget
Revenues						
Landing Fees	\$51.1	\$38.6	\$39.6	(\$1.0)	(2.4%)	\$93.5
Other Airfield	5.5	6.2	5.8	0.3	5.6%	10.7
Transfer from DFW Cost Center	23.9	35.0	35.0	(0.0)	(0.0%)	70.0
Total Airfield Revenue	80.5	79.8	80.4	(0.6)	(0.8%)	174.2
Terminal Leases	165.9	165.3	165.9	(0.7)	(0.4%)	331.8
FIS Fees	11.8	5.4	5.5	(0.2)	(3.3%)	15.3
Turn Fees	12.1	5.7	10.7	(5.0)	(46.8%)	24.7
Other Terminal	12.7	9.0	9.8	(0.8)	(7.9%)	20.8
Total Terminal Revenues	202.5	185.3	191.9	(6.6)	(3.4%)	392.7
DFW Terminal Contributions	1.4	1.4	1.4	0.0	0.0%	2.8
Total Revenues before CARES	284.4	266.5	273.7	(7.2)	(2.6%)	569.7
Expenditures						
Operating Expenditures	162.0	159.9	159.8	0.0	0.0%	338.4
Debt Service, net	129.5	138.1	142.9	(4.8)	(3.3%)	268.7
Total Expenditures	291.5	298.0	302.7	(4.7)	(1.6%)	607.0
Net Income/(Loss) before CARES	(7.2)	(31.5)	(29.0)	(2.5)	8.7%	(37.3)
CARES Revenues	0.0	19.5	17.0	2.5	14.9%	37.3
Net Income/(Loss)	(\$7.2)	(\$12.0)	(\$12.0)	\$0.0	(0.0%)	(\$0.0)

Operating Fund – Total Expenditures

Six months ending March 31, 2021 – Unaudited

	Year-To-Date					FY 2021
	FY 2020 Actuals	FY2021 Actuals	FY 2021 Budget	Actuals vs. Budget Increase/(Decrease)		Annual Budget
Operating Expenditures						
Salaries and Wages	\$80.6	\$79.5	\$80.6	(\$1.1)	(1.3%)	\$166.3
Benefits	36.6	34.8	36.6	(1.8)	(4.9%)	74.4
Facility Maintenance Contracts	39.0	39.1	40.8	(1.7)	(4.1%)	86.2
Other Contract Services	52.8	46.8	45.8	1.0	2.1%	96.3
Utilities	13.5	14.3	11.5	2.7	23.8%	26.1
Equipment and Other Supplies	9.5	7.7	8.3	(0.5)	(6.4%)	17.9
Insurance	2.9	4.2	4.3	(0.1)	(3.2%)	9.9
Fuels	1.8	1.0	1.3	(0.3)	(24.4%)	3.2
General, Administrative, and Other	3.2	1.7	2.3	(0.6)	(27.6%)	12.6
Change in Operating Reserves	8.1	2.2	2.2	0.0	0.0%	2.2
Total Operating Expenditures	248.0	231.3	233.7	(2.5)	(1.0%)	495.2
Debt Service, gross	246.2	229.1	234.5	(5.4)	(2.3%)	468.2
Total Operating Fund Expenditures	\$494.2	\$460.4	\$468.3	(\$7.9)	(1.7%)	\$963.4

Sixty-Second Supplemental Bond Ordinance

PURPOSE:

Approve the Sixty-Second Supplemental Bond Ordinance and request its passage by the City Councils of Dallas and Fort Worth and authorizing the Authorized Officer to take other necessary actions.

DESCRIPTION:

- Three-year Credit Agreement with Wells Fargo financing up to \$225 million
- Will function similar to Commercial Paper
- Undrawn Fee of ten basis points and drawn funds cost 1-Month LIBOR plus forty-three basis points
- Primary tool for interim financing of AA flight kitchen and parts facility

Various

ACTION
AMOUNT

Bond Funds

FUNDING
SOURCE(S)

N/A

D/S/M/WBE
PARTICIPATION

F5 & Infoblox Software Licenses and Support



PURPOSE:

- Award Contract 7007057 with Future Com LTC, of Grapevine, TX.

DESCRIPTION:

- Infoblox is a foundational network technology that enables all communications over an IP-based network. All Airport business and operational systems rely on this technology
- The new system provides enhanced administrative and security features

\$789,617.78

ACTION
AMOUNT

Various

FUNDING
SOURCE(S)

N/A

D/S/M/WBE
PARTICIPATION

Concessions/ Commercial Development Committee

May 4, 2020



Approve Concessions Lease Agreements Terminal C

PURPOSE:

This action would approve three lease agreements that had been terminated due to construction by American Airlines.

DESCRIPTION:

Puente Enterprises, Inc. will operate a Fort Worth Magazine at gate C33. The term will be 7 years.

- Percent rent categories of 19%, 16% and 14%. The minimum annual guarantee will be subject to the equivalent to 75% of previous year total rent.

Hossain Enterprise, LLC will operate a Freshens Crepes/ Smoothies/Yogurt location at gate C33. The term will be for 7 years.

- The minimum annual guarantee will be subject to the equivalent to 75% of previous year total rent.

Air Star/LTS Marquis DFW II, LLC will operate a Chili's location at gate C32. The term will be for ten years.

- Percent rent of 20% alcohol and 14% other gross receipts.
- Minimum annual guarantee beginning in year two will be equivalent to 75% of the previous year total rent. Location if not open on or before the commencement date, subject to a proportionate share of the estimated MAG of \$698,000.

N/A

ACTION
AMOUNT

N/A

FUNDING
SOURCE(S)

See OBA

D/S/M/WBE
PARTICIPATION **DFW**

Collinson Inc. – COVID-19 Testing

PURPOSE:

RFP award to Collinson Inc COVID-19 Testing will provide passengers with fast, accurate testing before traveling.

DESCRIPTION:

Collinson Inc. will operate up to three (3) locations in Terminal D for COVID-19 Testing per CDC and country guidelines. In most cases their technology will integrate with airlines and designated platforms for ease of reporting.

- The term will be for 24 months.
- Concessionaire shall pay Percent Rents as follows:
 - 11% on COVID-19 Testing
 - 11% on Flu vaccines, COVID-19 vaccines and other inoculation
 - 11% Allowances

N/A

ACTION
AMOUNT

N/A

FUNDING
SOURCE(S)

N/A

D/S/M/WBE
PARTICIPATION

